




ARCHITECTURAL
GRATES + DRAINS



SQP100Ti20DN100

Square Floor Waste

Square Floor waste with Tile Insert



The SQP100Ti is a premium floor waste drain.

The SQ Range of floor waste units allow the integration of a standard floor waste with Stormtech linear drainage.

Tile Insert Floor waste measures 130mm x 130mm.

It is suitable for tiles up to 12mm thick.

Code SQP100Ti20DN100

Range Square

Grate Style Ti

Category Square Floor Waste


Channel Material Stainless Steel

Steel Grade 316

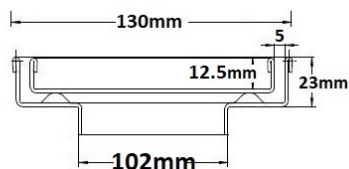
SPECIFICATIONS + DIMENSIONS

Channel Width	130mm
Channel Depth	23mm
Length(s)	130mm
Outlet Size	DN100

STORMTECH COLOUR FINISHES



Electroplate finishes subject to natural variation with time and local environment. Factors such as pools/surf beaches may require electropolishing. Contact us for suitability.



Grates longer than 1500mm supplied in sections. Tile Inserts longer than 1200mm supplied in sections. Channels over 3000mm supplied in sections with joiner. +/-2mm tolerance on dimensions.

PRODUCT APPLICATIONS

- Bathroom Drainage
- Hospitality Drainage
- Shower Drainage
- Multi-Residential Drainage

Copyright © Stormtech Pty Ltd. Patent 733361. Drawings not to scale, please use dimensions shown. Downloaded 22/06/2026 (please check for updates)



Visit stormtech.com.au
for tools + inspiration.

Phone **1300 653 403**

Email info@stormtech.com.au